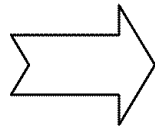


What's New



Kenmore

New HE Dishwasher

New Product Introduction

| Division # | Source # | Source/Brand Name | Model Description |
|------------|----------|---------------------------|-------------------|
| 22 | 665 | Kenmore and Kenmore Elite | |


Model #s:

665.13122K700, 665.13123K700, 665.13124K700, 665.13129K700, 665.13422K700
665.13423K700, 665.13429K700


Over view:

This new wash system has been designed to achieve higher energy efficiencies while maintaining superior wash performance. In order to achieve this, changes were made to the wash process and to the sump assembly.

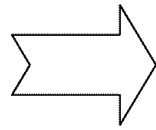
Front of unit



New HE wash system



What's New




Kenmore New HE Dishwasher

Capacity:

The changes do not affect the handling and installation procedures currently being followed.

Operation of Product

Alternation Wash operation



The alternating wash operates in the following modes:


For all wash cycles the upper spinner³ is always active.

The lower spray arm¹ and middle spray arm² will alternate every 1 to 4 minutes depending on what part of the wash cycle the dishwasher is in.


The Turbo Zone option⁴ runs independently

Wash alternation is accomplished through the use of a diverter motor (left) and the diverter disc (right). Both are used throughout the wash cycle to maintain the correct water path.

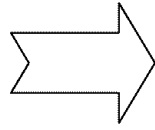
Diverter Motor



Diverter Disc




What's New



Kenmore

New HE Dishwasher



A Variable Speed Wash Motor

B Diverter Motor Assembly

C Drain Motor

D Sump

The new sump system to the left shows the location of each of the parts.

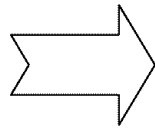
The variable speed motor used allows for “soft” starts reducing noise and controls water pressure more effectively.

The diverter motor allows alternation of the wash without interrupting the cycle.

The drain pump (unchanged).


The sump which is smaller because of the less amount of water used.

What's New



Kenmore New HE Dishwasher

Special Features: Occasional cleaning of the filter system will be necessary to maintain optimal cleaning performance.



The filter cup is removed by grasping and rotating counter

With the filter cup removed the filter screen can be lifted out.