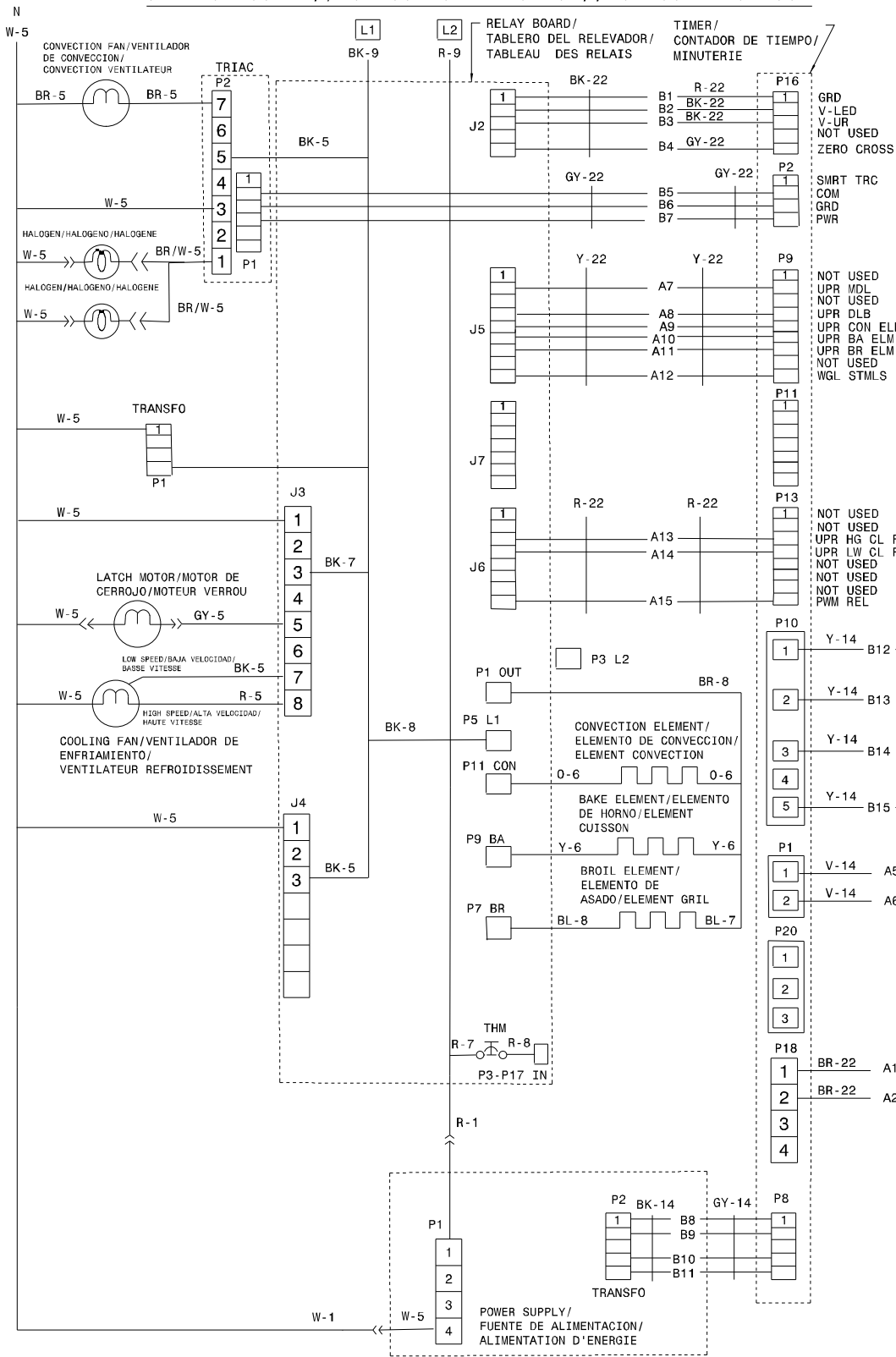


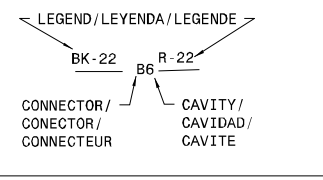
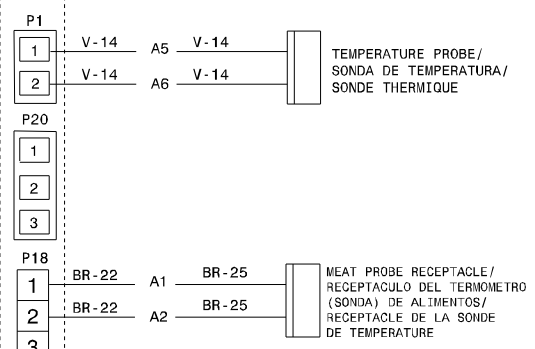
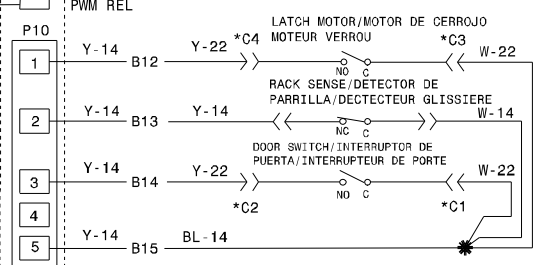
OVEN CIRCUIT // CIRCUITO DE HORNO // CIRCUIT DU FOUR



COLOR CODE/CODIGOS DE COLOR/CODE DE COULEUR

GY. - GREY/GRIS/GRIS
 G. - GREEN/VERDE/VERT
 W. - WHITE/BLANCO/BLANC
 R. - RED/ROJO/ROUGE
 O. - ORANGE/NARANJA/ORANGE
 Y. - YELLOW/AMARILLO/JAUNE
 BR. - BROWN/CAFE/BRUN
 BL. - BLUE/AZUL/BLEU
 BK. - BLACK/NEGRO/NOIR
 V. - VIOLET/VIOLETA/VIOLET
 T. - TAN/CAFE CLARO/BEIGE

CODE	GAUGE	TEMP. °C	CSA	UL
CODIGO	MEDIDA			
CODE	CALIBRE			
1	18	125	CL1251	3173
2	16	125	CL1251	3173
3	14	125	CL1251	3173
4	12	125	CL1251	3173
5	18	150	EXL-150	3321
6	16	150	EXL-150	3321
7	14	150	EXL-150	3321
8	12	150	EXL-150	3321
9	10	150	EXL-150	3321
10	18	200	SEW-1	3122
11	16	200	SEW-1	3122
12	12	250		3252
13	16	250		3252
14	20	150	EXL-150	3321
15	8	150	EXL-150	3321
16	8	60		
17	10	60		
18	10	200	SEW-1	3122
19	20	125	CL1251	3173
20	20	200	SEW-1	3122
21	22	125	CL-1251	3173
22	22	150	EXL-150	3321
23	18	200		3573
24	20	450		5107
				5335
				5107



CONNECTOR / CONECTOR / CONNECTEUR

B	1	2	3	4	5	6	7	8	9	10	
	11	12	13	14	15	16	17	18	19	20	
A	1	2	3	4	5	6	7	8	9		
	10	11	12	13	14	15	16	17	18		
*C	2	1	*SOME MODELS								
	4	3	*ALGUNOS MODELOS								
			*CERTAINS MODELLES								

CAUTION: DISCONNECT POWER BEFORE SERVICING UNIT.
ATENCIÓN: CORTAR LA CORRIENTE ANTES DE REALIZAR EL MANTENIMIENTO DEL ELECTRODOMESTICO.
ATTENTION: COUPEZ L'ALIMENTATION AVANT D'EFFECTUER LA REPARATION.

318046249 REV: E