

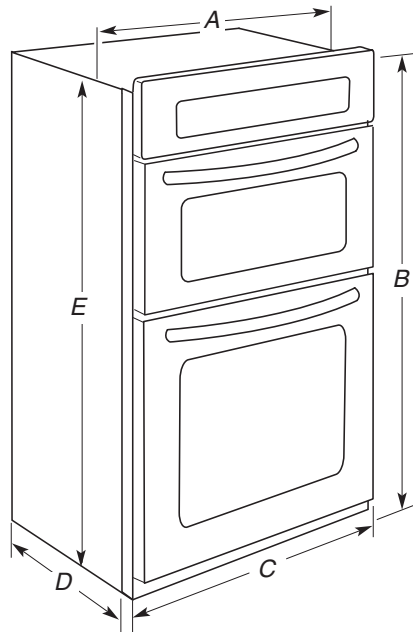
PRODUCT MODEL SERIES

KEMS308S
KEMS378S

Electrical: Oven must be connected to the proper electrical voltage and frequency as specified on the model/serial number rating plate. (The model/serial number rating plate is located on the oven door or on the oven frame.) Models rated from 7.3 to 9.6 kW at 240 volts (5.5 to 7.2 kW at 208 volts) require a separate 40-amp circuit. Models rated at 7.2 kW and below at 240 volts (5.4 kW and below at 208 volts) require a separate 30-amp circuit.

A time-delay fuse or circuit breaker is recommended. Connect directly to the fused disconnect (or circuit breaker box) through flexible, armored or nonmetallic sheathed, copper cable (with grounding wire).

OVERALL DIMENSIONS



27" (68.6 cm) models

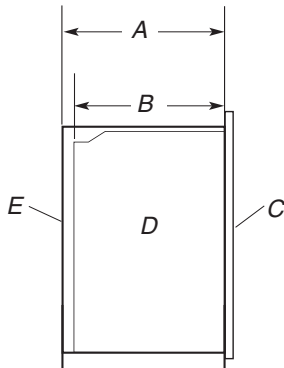
- A. 25⁵/₁₆" (64.3 cm) recessed width
- B. 42⁵/₁₆" (107.5 cm) overall height
- C. 26³/₄" (67.9 cm) overall width
- D. 23" (58.4 cm) max. recessed depth
- E. 40³/₄" (103.5 cm) recessed height

30" (76.2 cm) models

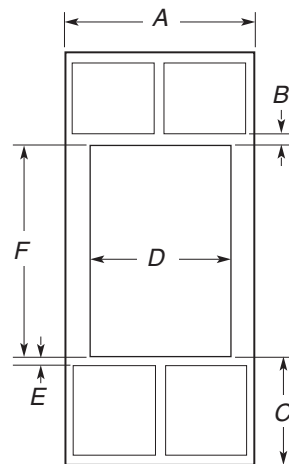
- A. 28⁵/₁₆" (71.9 cm) recessed width
- B. 42⁵/₁₆" (107.5 cm) overall height
- C. 29³/₄" (75.6 cm) overall width
- D. 23" (58.4 cm) max. recessed depth
- E. 40³/₄" (103.5 cm) recessed height

CABINET OPENING DIMENSIONS

Cabinet Side View



- A. 23¹/₄" (59.1 cm) min. cutout depth
- B. 23" (58.4 cm) recessed oven depth
- C. Oven front
- D. Recessed oven
- E. Cabinet



27" (68.6 cm) models

- A. 27" (68.6 cm) min. cabinet width
- B. 1" (2.5 cm) top of cutout to bottom of upper cabinet door
- C. 19¹/₄" (48.9 cm) bottom of cutout to floor
- D. 25¹/₂" (64.8 cm) cutout width
- E. 1¹/₂" (3.8 cm) min. bottom of cutout to top of cabinet door
- F. 41¹/₄" (104.8 cm) cutout height

30" (76.2 cm) models

- A. 30" (76.2 cm) min. cabinet width
- B. 1" (2.5 cm) top of cutout to bottom of upper cabinet door
- C. 19¹/₄" (48.9 cm) bottom of cutout to floor
- D. 28¹/₂" (72.4 cm) cutout width
- E. 1¹/₂" (3.8 cm) min. bottom of cutout to top of cabinet door
- F. 41¹/₄" (104.8 cm) cutout height