

KitchenAid® Double Refrigerator Drawers, Refrigerator/Freezer Drawers and Double Freezer Drawers

PRODUCT MODEL NUMBERS

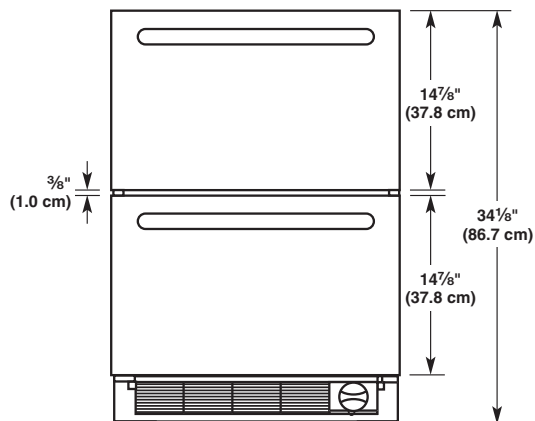
KDDC24RV
KDDO24RV

ELECTRICAL REQUIREMENTS

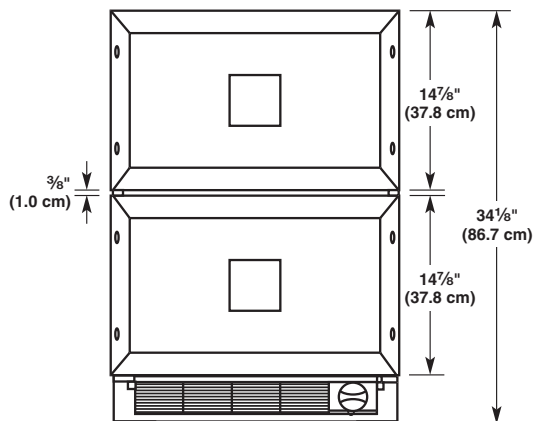
115-Volt, 60-Hz, AC-only 15- or 20-amp fused, grounded electrical supply is required. It is recommended that a separate circuit serving only your refrigerator drawers be provided. Use an outlet that cannot be turned off by a switch. Do not use an extension cord.

PRODUCT DIMENSIONS

Style 1: Architect® Series



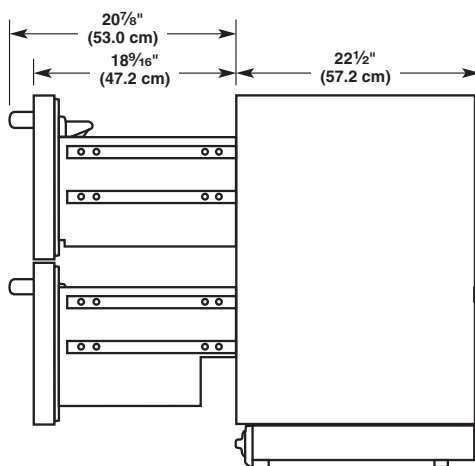
Style 2: Overlay



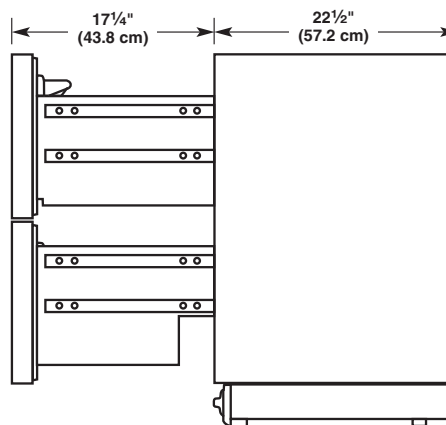
- Height dimensions are shown with the leveling legs extended to the minimum height of 1/4" (6.35 mm) below the refrigerator drawers.
- When leveling legs are fully extended to 1" (25 mm) below the refrigerator drawers, add 3/4" (19.05 mm) to the height dimensions.
- The power cord is 60" (152.4 cm) long.

DRAWER OPENING DIMENSIONS

Style 1: Architect® Series

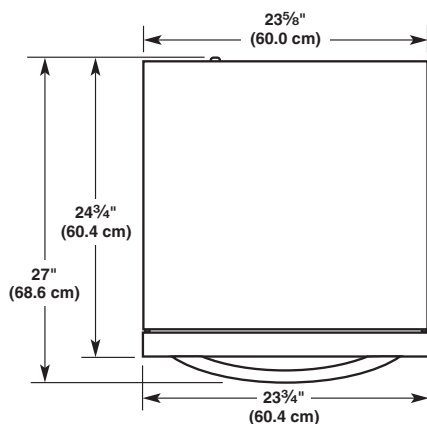


Style 2: Overlay

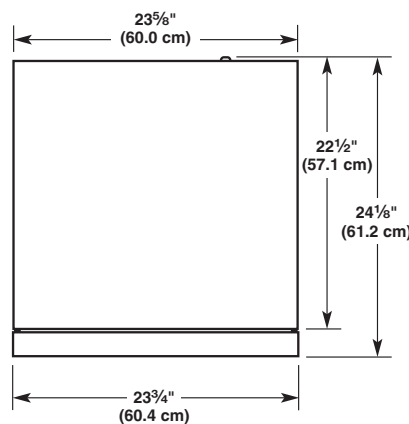


DRAWER WIDTH DIMENSIONS

Style 1: Architect® Series



Style 2: Overlay



KitchenAid® Double Refrigerator Drawers, Refrigerator/Freezer Drawers and Double Freezer Drawers

PRODUCT MODEL NUMBERS

KDDC24RV
KDDO24RV

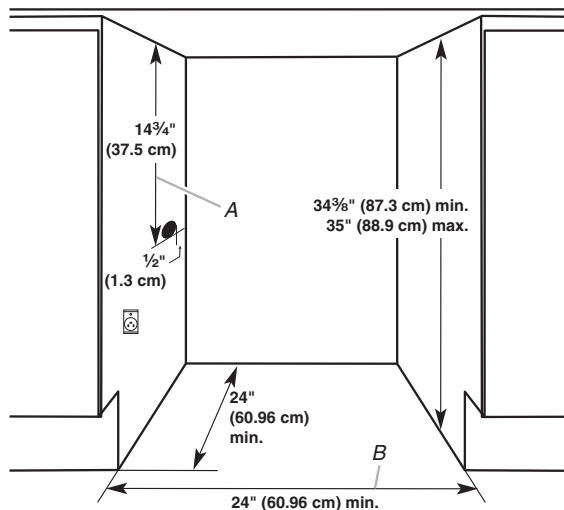
ELECTRICAL REQUIREMENTS

115-Volt, 60-Hz, AC-only 15- or 20-amp fused, grounded electrical supply is required. It is recommended that a separate circuit serving only your refrigerator drawers be provided. Use an outlet that cannot be turned off by a switch. Do not use an extension cord.

OPENING DIMENSIONS (Both Styles)

- Height dimensions are shown with the leveling legs extended to the minimum height of 1/4" (6.35 mm) below the refrigerator drawers.

NOTE: When leveling legs are fully extended to 1" (25 mm) below the refrigerator drawers, add 3/4" (19.05 mm) to the height dimensions. See "Product Dimensions."

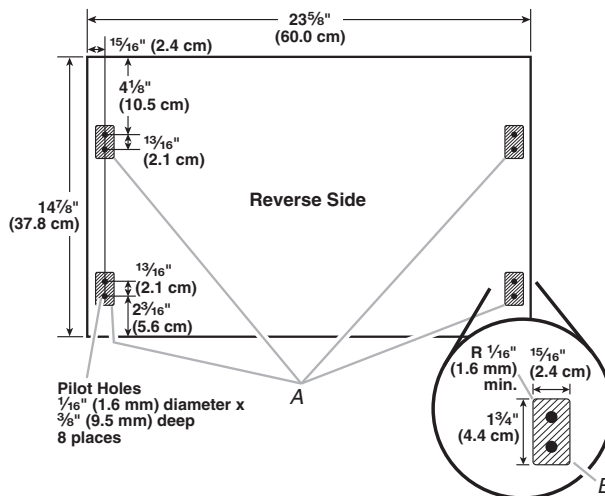


Critical Dimensions:

- A. 14 3/4" (37.5 cm) utility opening
- B. 24" (60.96 cm) minimum opening width

TOP AND BOTTOM OVERLAY DRAWER PANEL DIMENSIONS

- The thickness of the overlay panels must be 3/4" (19.05 mm).
- Each overlay panel must not weigh more than 10 lbs (4.5 kg).
- Do not exceed the height dimension for the overlay panels.
- The width of the overlay panels may vary according to the width of the cabinet opening.



- A. Overlay hook locations
- B. Route 1/8" deep