

PERFORMANCE DATA NO LOAD AND NO DOOR OPENINGS AT MID-POINT CONTROL SETTING				
Capacitor Run or Induction Run	65°F (18°C) Ambient	90°F (32°C) Ambient		
Operating Time	25 to 35%	45 to 55%		
Freezer Temperature	2° to 8°F -17° to -13°C	0° to 5°F -18° to -15°C		
Refrigerate Temperature	35° to 40°F 2° to 4°C	35° to 40°F 2° to 4°C		
Low Side Pressure (cut-in)	8 to 16 psig 55 to 110 kPa	8 to 16 psig 55 to 110 kPa		
Low Side Pressure (cut-out)	1 to 4 psig 7 to 28 kPa	1 to 4 psig 7 to 28 kPa		
High Side Pressure (Last 1/3 of cycle)	110 to 120 psig 758 to 827 kPa	150 to 175 psig 1034 to 1207 kPa		
Wattage (Last 1/3 of cycle)	140 to 185	140 to 185		
Amps (Running)	1.1 to 1.6	1.1 to 1.6		
Base Voltage	115 VAC (127 VAC Max)	115 VAC (127 VAC Max)		
DEFROST SPECIFICATIONS				
Cabinet Size	Thermostat		Heater	
	Cut-in	Cut-out	Watts	Ohms
18' & 21'	25°F -4°C	47°F 8°C	375	35
14', 15' & 17'	25°F -4°C	47°F 8°C	325	41
Mechanical Timer - Defrost 30 Minutes Every 10 Hours of Compressor Run Time Electronic Timer (ADC) Defrost Up To 24 Minutes Every 6 - 72 Hours of Compressor Run Time				
CONDENSER FAN MOTOR				
Watts	RPM	Amps		
2.3	1100 CW Opposite Shaft	.15 Running		
ICE MAKER SPECIFICATIONS				
Electrical	115 VAC (127 VAC Max)	60 Hertz		
Thermostat	Opens at 48°F (9°C)	Closes at 15°F (-9°C)		
Heater Wattage	165			
ICE MAKER CONNECTOR PLUG CONNECTIONS				
Wire Number	Wire Color	Connects to:		
1	Green/Yellow	Ground		
2	Yellow	Water Valve		
3	Black	Line		
4	Lt. Blue	Neutral		

SERVICE DATA SHEET

STANDARD - AUTOMATIC
DEFROST TOP FREEZER
MODELS (R134a) P/N: 241643300

IMPORTANT SAFETY NOTICE

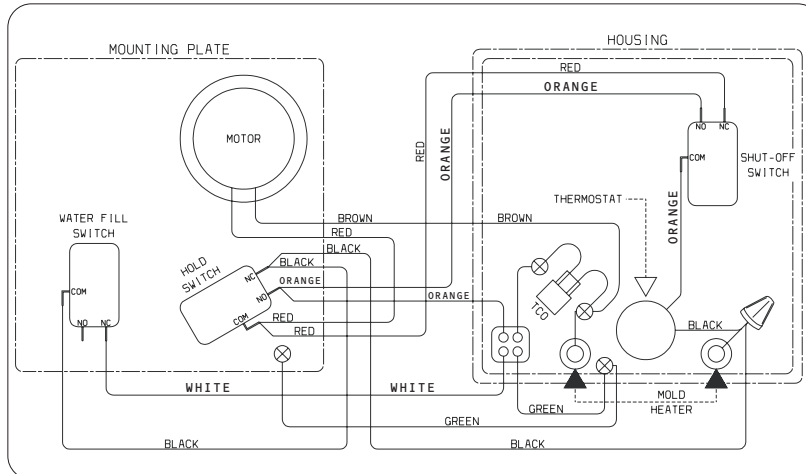
The information provided herein is designed to assist qualified repair personnel only. Untrained persons should not attempt to make repairs due to the possibility of electrical shock. Disconnect power cord before servicing.

IMPORTANT

If any green grounding wires are moved during servicing, they must be returned to their original position and properly secured.

CAUTION: All electrical parts and wiring must be shielded from torch flame. Do not allow torch to contact insulation; it will char at 200°F and flash ignite (burn) at 500°F. Excessive heat will distort the plastic liner.

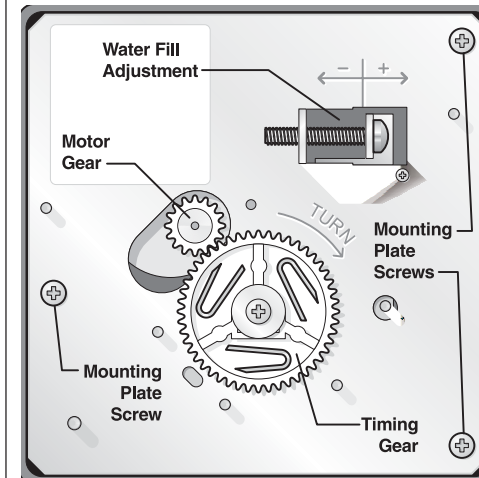
NOTE: Some products come equipped with an Electronic Defrost Control. To initiate defrost, depress the fresh food light switch 5 times in 6 seconds (light bulb must be working). To terminate defrost, depress the fresh food light switch 5 times in 6 seconds.



ICE MAKER INFORMATION

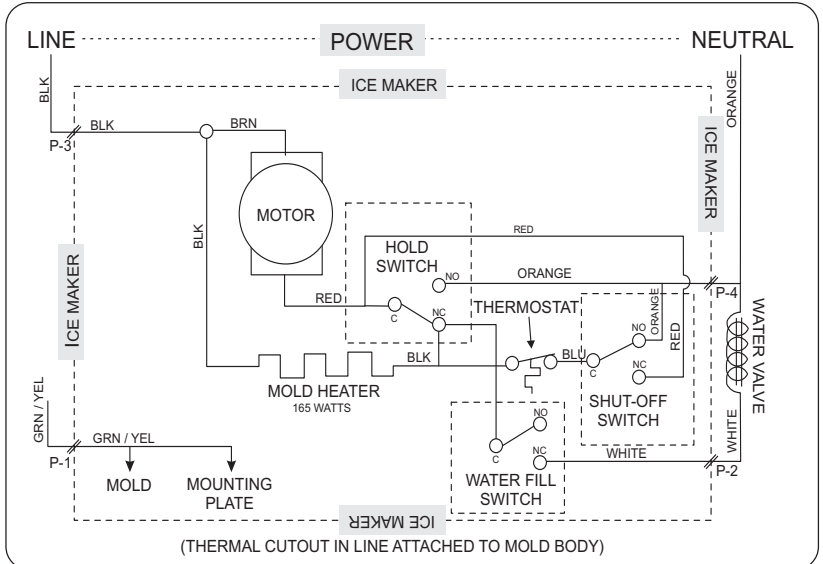
Test Cycling

Remove cover by inserting screwdriver in notch at bottom and prying cover from housing. Use screwdriver to rotate motor gear counterclockwise until *Holding Switch* circuit is completed. All components of ice maker should function to complete the cycle.

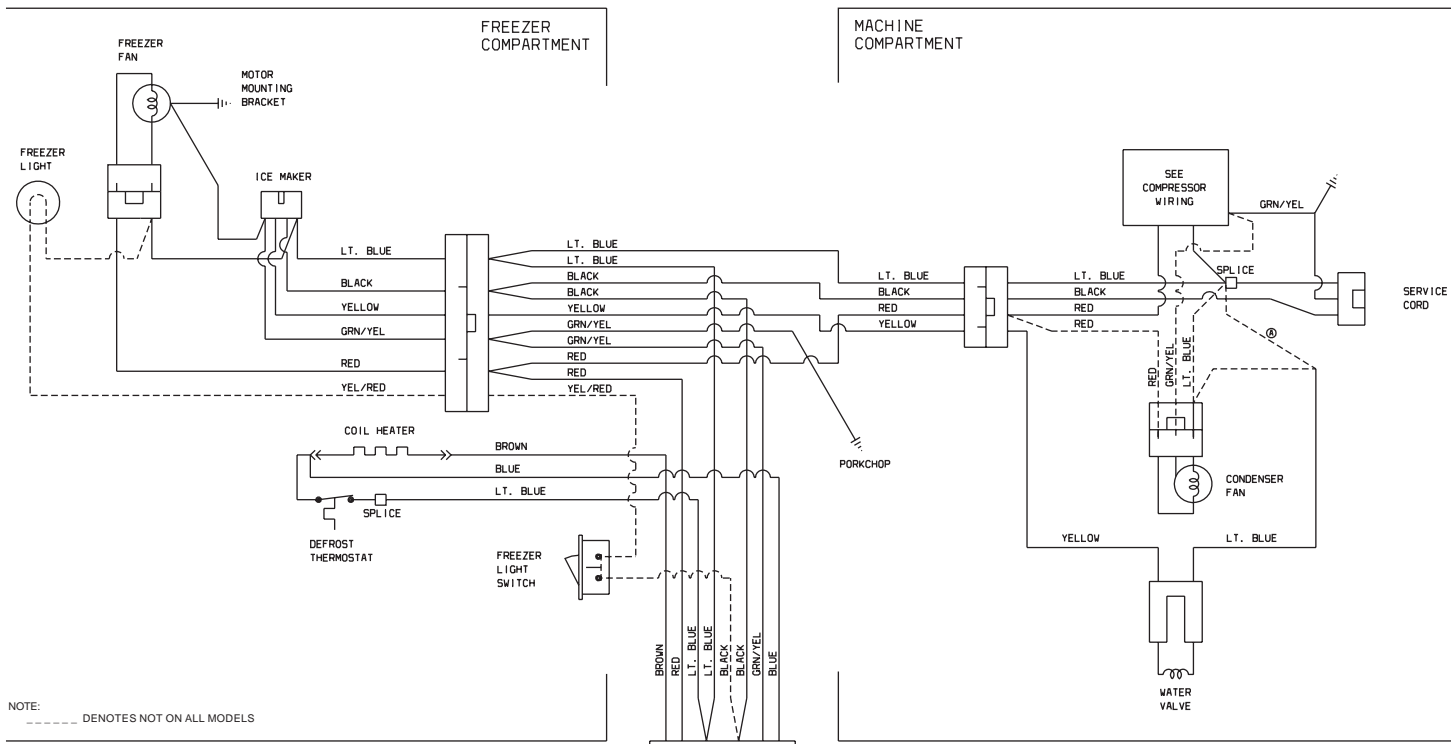


Water Fill Volume

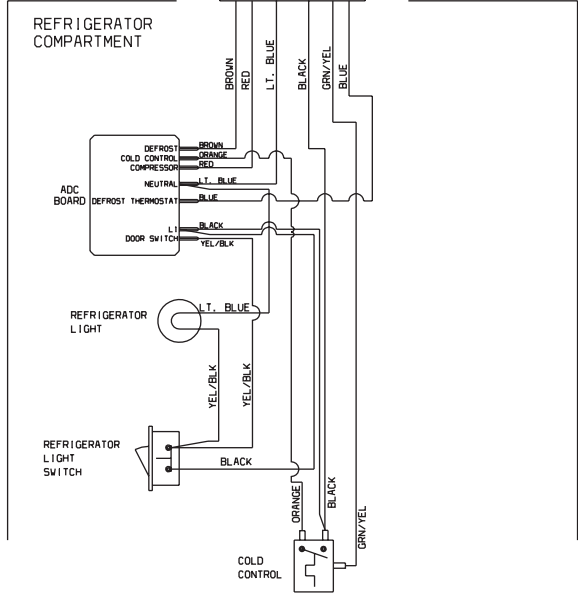
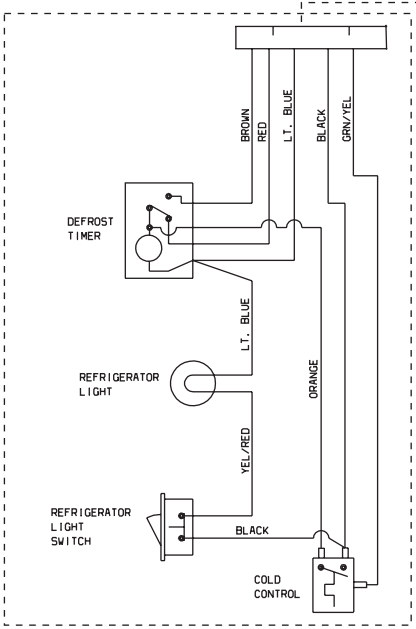
The water fill adjustment screw will change the fill time. One full turn is equal to 20cc (.68 oz.). The correct fill is 95 to 105cc (3.2 to 3.6 oz.). When a water valve is replaced, the fill volume must be checked.



Pictorial Schematic

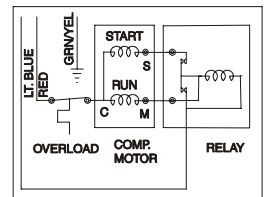


NOTE: - - - - DENOTES NOT ON ALL MODELS

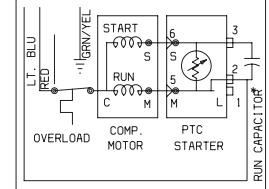


COMPRESSOR WIRING

Induction Run Compressor with Relay

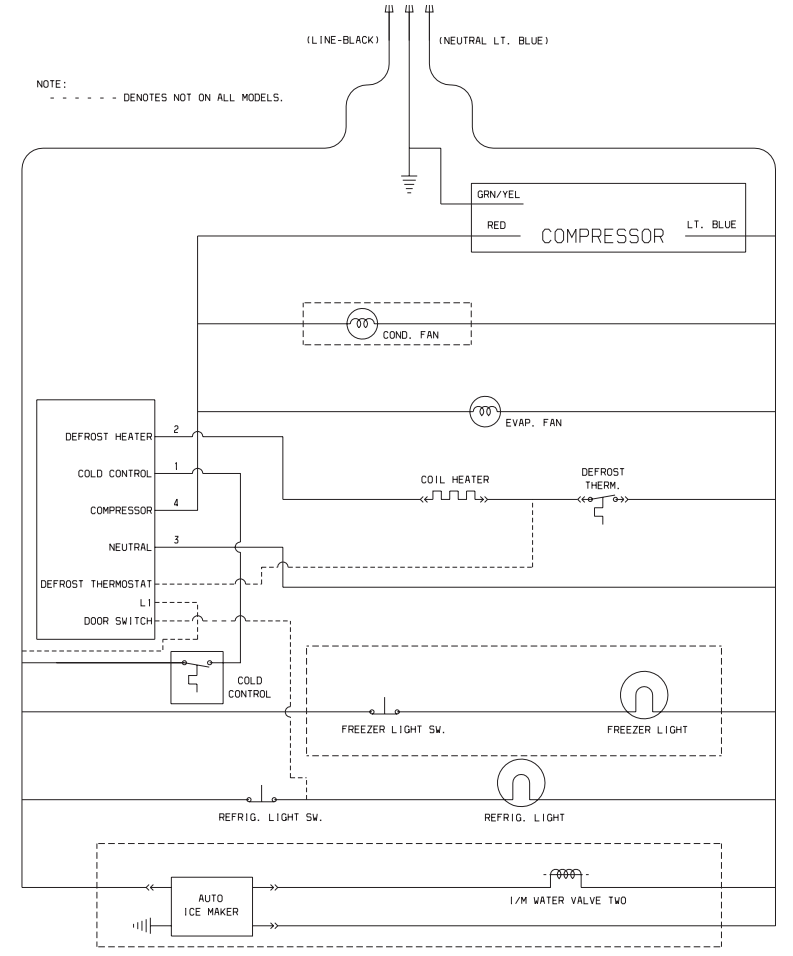


P.T.C. STARTER WITH RUN CAPACITOR



* CAPACITOR IS ONLY USED WITH SOME P.T.C. MODELS.

Ladder Schematic



NOTE: - - - - DENOTES NOT ON ALL MODELS.

SERVICE PARTS	15 & 17 CUBIC FOOT			18 CUBIC FOOT			21 CUBIC FOOT	
	STATIC	DYNAMIC	E-STAR	STATIC	DYNAMIC	E-STAR	DYNAMIC	E-STAR
Compressor / Kit *	240550915	240550915	5303918299	240550915	240550915	5303918299	240550915	5303918299
Starter/PTC/TSD *	N/A	N/A	241527802	N/A	N/A	241527802	N/A	241527802
Run Capacitor *	N/A	N/A	218909915	N/A	N/A	218909915	N/A	218909915
Relay	5304433579	5304433579	N/A	5304433579	5304433579	N/A	5304433579	N/A
Overload	5304433578	5304433578	N/A	5304433578	5304433578	N/A	5304433578	N/A
Temperature Control	5304421256	5304421256	5304421256	5304421256	5304421256	5304421256	5304421256	5304421256
Timer (if applicable)	215846606	215846606	215846606	215846606	215846606	215846606	215846606	215846606
ADC (if applicable)	N/A	N/A	N/A	N/A	N/A	N/A	N/A	N/A
Defrost Heater Kit	5303918203	5303918203	5303918203	5303918208	5303918208	5303918208	5303918247	5303918247
Defrost Thermostat Kit	5303918202	5303918202	5303918202	5303918202	5303918202	5303918202	5303918202	5303918202
Evaporator Fan Motor	240369701	240369701	240369701	240369701	240369701	240369701	240369701	240369701
Condenser Fan Motor	N/A	240523601	240523601	N/A	240523601	240523601	240334001	240334001

* Typical compressor kit includes compressor, electrical components, and filter-drier