

Factory Parts Catalog

Product No.	EI30BM55HBA	EI30BM55HSA	EI30BM55HWA	EI30BM55HZA
Market	North America	North America	North America	North America
Color	black	stainless steel	white	zebra
Volts	120	120	120	120
Watts	1000	1000	1000	1000
Wiring Diagram	5995517041	5995517041	5995517041	5995517041
Owner's Guide	316495032	316495032	316495032	316495032
Installation Instructions	316495035	316495035	316495035	316495035



Electrolux Major Appliances
North & Latin America
P.O. BOX 212378
AUGUSTA, GA 30917

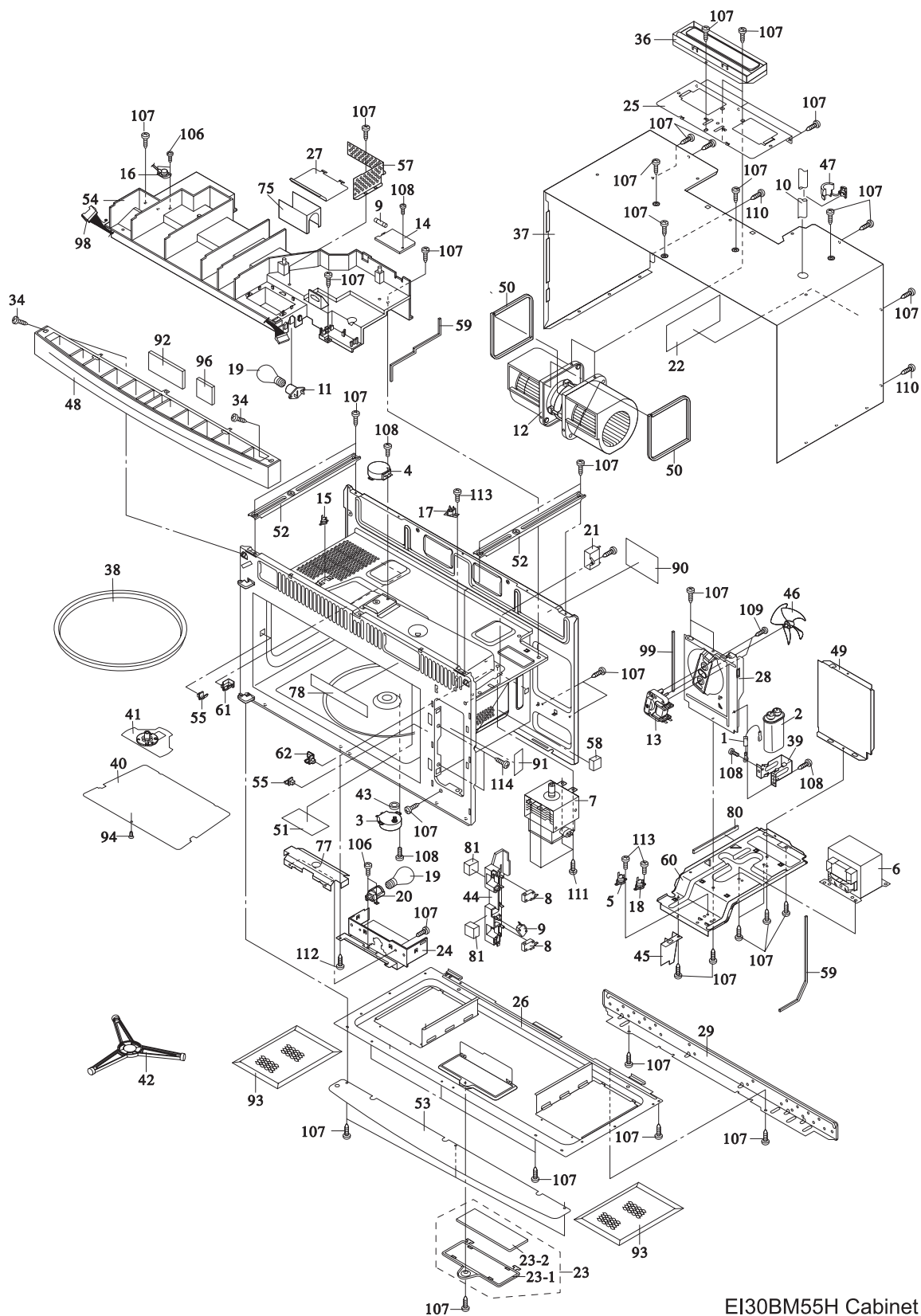
Publication No.
5995517041
08/11/11
(EN/SERVICE/KC)
099

OVER-RANGE MICROWAVE

Model No.
EI30BM55H

Copyright © 2008 Electrolux Home Products, Inc.
All rights reserved.

OVEN,CABINET

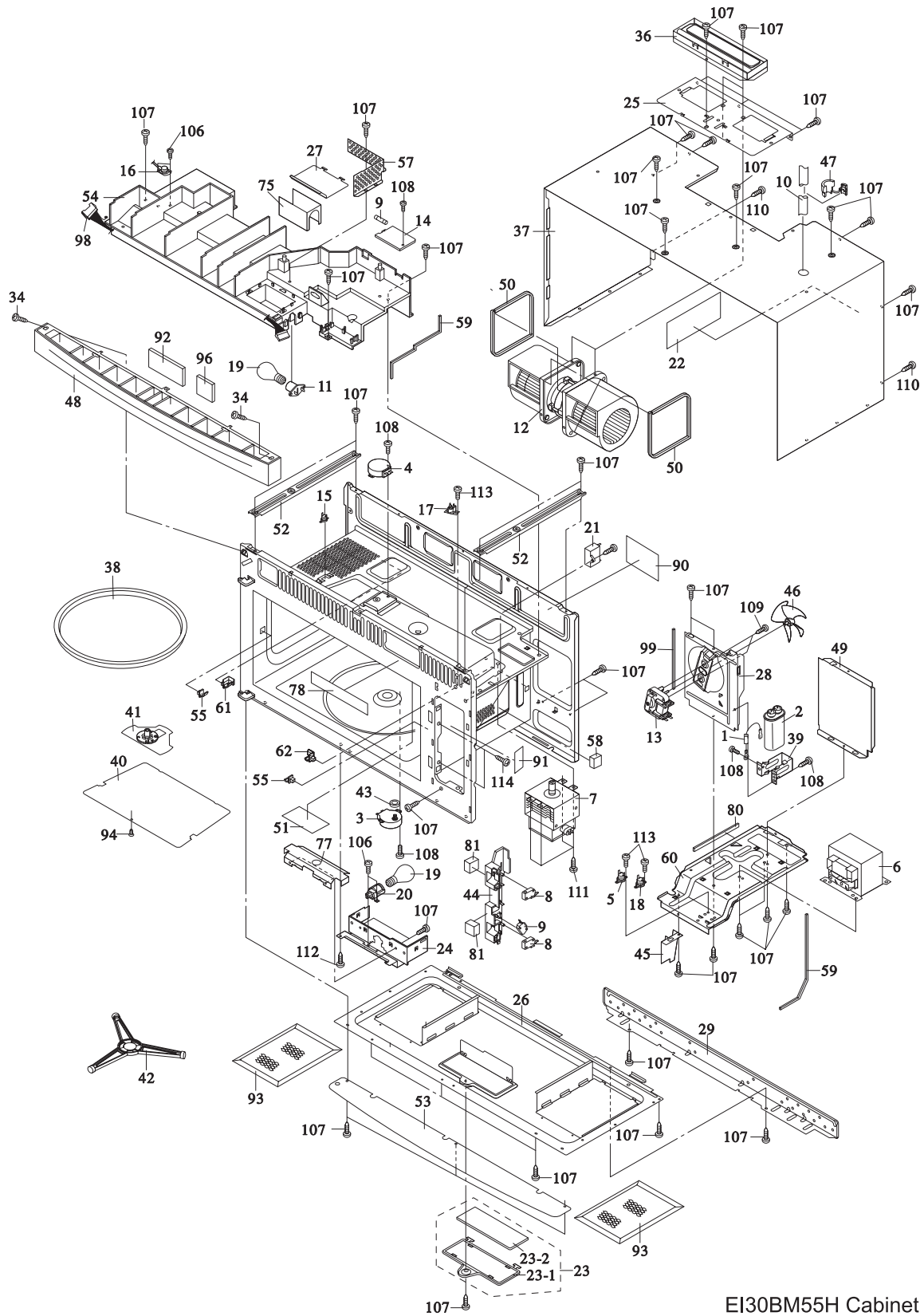


EI30BM55H Cabinet

OVEN,CABINET

Model Index: A EI30BM55H (EI30BM55HBA)
 B EI30BM55H (EI30BM55HSA)
 C EI30BM55H (EI30BM55HWA)
 D EI30BM55H (EI30BM55HZA)

POS. NO	PART NO.		DESCRIPTION
1 #	75304467670	A B C D	Rectifier, high voltage
2 #	75304467671	A B C D	Capacitor, high voltage
3 #	75304467690	A B C D	Motor, turntable
4 #	75304467691	A B C D	Motor, stirrer fan
5 #	75304440023	A B C D	Thermal Cutout, hood
6 #	75304467692	A B C D	Transformer, power
7 #	75304467693	A B C D	Magnetron
8 #	75304467694	A B C D	Switch, interlock, primary/door
9 #	75304467695	A B C D	Switch, monitor, w/ceramic fuse
10 #	75304440028	A B C D	Power Cord, electric
11 #	75304463785	A B C D	Lampholder, socket
12 #	75304467696	A B C D	Motor, hood fan
13 #	75304467697	A B C D	Motor, cooling fan
14 #	75304467698	A B C D	Filter, noise, electronic
15 #	75304440032	A B C D	Thermal Cutout, oven cavity
16 #	75304463786	A B C D	Sensor, humidity, cook control
17 #	75303319550	A B C D	Fuse, magnetron
18 #	75304467699	A B C D	Thermal Cutout, oven cavity
19	75304464198	A B C D	Lamp, oven light
20 #	75304467700	A B C D	Lampholder, socket
21 #	75304467701	A B C D	Capacitor, lamp
22	75304467702	A B C D	Wiring Diagram, schematic, label
23	75303319573	A B - -	Lens/Frame Assy, lamp
23	75304458209	- - C D	Lens/Frame Assy, lamp, white
23-1	75303319574	A B - -	Frame, lens holder
23-1	75304458210	- - C D	Frame, lens holder, white
23-2	75303319575	A B C D	Lens, cooktop lamp, glass
24	75304467703	A B C D	Frame, lens holder, white
25	75304467704	A B C D	Plate, rear stay
26	75304467705	A B - -	Cover, unit base, black
26	75304467706	- - C D	Cover, unit base, white
27	75304467707	A B C D	Cover, oven lamp
28	75304467708	A B C D	Duct, cooling fan
29	75304467709	A B C D	Bracket, unit mtg plate, rear
34	75304467710	A B C D	Screw, 3 mm x 8 mm
36	75304464343	A B C D	Damper Assembly, exhaust
37	75304467712	A B - -	Cabinet, outer casing, black
37	75304467713	- - C D	Cabinet, outer casing, white
38	75304441872	A B C D	Tray, turntable, glass
39	75304467714	A B C D	Retainer, capacitor strap
40	75304467715	A B C D	Cover, stirrer fan
41 #	75304467716	A B C D	Stirrer Assembly
42	75304467717	A B C D	Support Assy, turntable, roller
43	75304467718	A B C D	Bushing, motor shaft, turntable
44	75304440289	A B C D	Latch Hook
45	75304467719	A B C D	Cover, wiring harness
46 #	75304467720	A B C D	Fan Blade, mag cooling fan

OVEN, CABINET

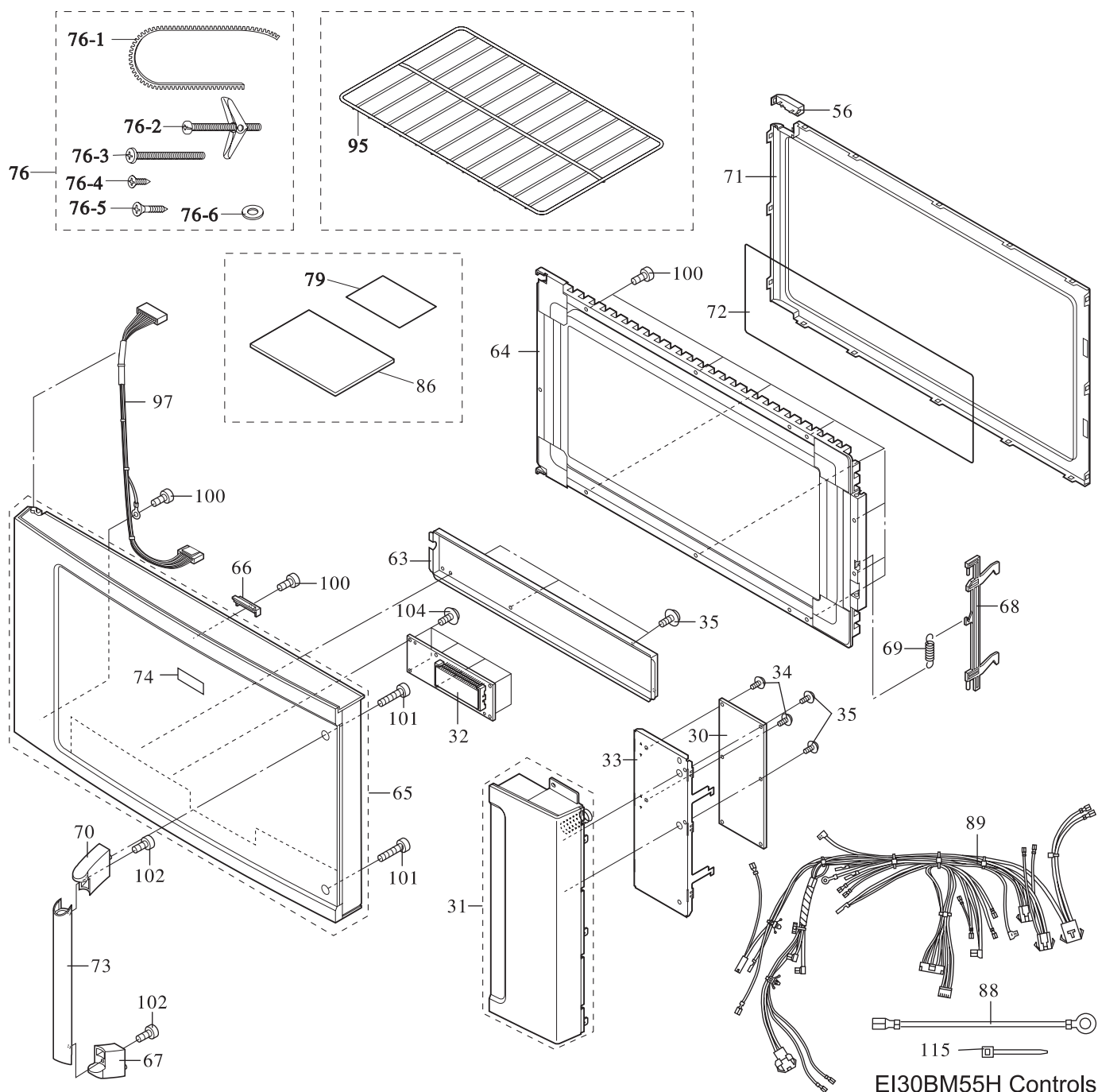
EI30BM55H Cabinet

OVEN,CABINET

Model Index: A EI30BM55H (EI30BM55HBA)
 B EI30BM55H (EI30BM55HSA)
 C EI30BM55H (EI30BM55HWA)
 D EI30BM55H (EI30BM55HZA)

POS. NO	PART NO.		DESCRIPTION
47	75304467721	A B C D	Bushing, grommet, power cord
48 #	75304467723	A - - -	Louver Assembly, hood, black
48 #	75304467722	- B - -	Louver Assembly, hood, stainless
48 #	75304467724	- - C D	Louver Assembly, hood, white
49	75304467725	A B C D	Duct, hood intake, right side
50	75304467726	A B C D	Gasket, hood fan motor, cushion
51	75304467727	A B C D	Lens, lamp filter
52	75304467728	A B C D	Support, chassis
53	75304467730	A - - -	Deflector, black
53	75304467729	- B - -	Deflector, stainless
53	75304467731	- - C D	Deflector, white
54	75304467732	A B C D	Duct, exhaust hood
55	75304467733	A B C D	Support, rack, front
57	75304467734	A B C D	Barrier
58	75304467759	A B C D	Cushion, transformer pad
59	75304467760	A B C D	Cushion, intake duct, seal
60	75304467761	A B C D	Plate, base, right
61	75304467762	A B C D	Support, rack, left rear
62	75304467763	A B C D	Support, rack, right rear
75	75304467764	A B C D	Shield, heat, lamp
77	75304467766	A B C D	Reflector, lamp
78	75304467767	A B C D	Label, menu
80	75304467768	A B C D	Cushion, base, right side, seal
81	75304467769	A B C D	Cushion, latch hook, pad
90	75304467770	A B C D	Label, Caution-DHHS
91	75304467771	A B C D	Label, Caution-monitor
92 #	75304467772	A B C D	Filter, inside exhaust, charcoal
93	75303319568	A B C D	Filter, grease, (2)
94	75304467773	A B C D	Clip, canoe type, stirrer cover
96 #	75304467774	A B C D	Filter, air
98 #	75304467775	A B C D	Wiring Harness, control-B
99	75304467776	A B C D	Cushion, fan duct, seal
106	75304467778	A B C D	Screw, 3 mm x 8 mm
107	75304467777	A B - -	Screw, 4 mm x 8 mm, black
107	75304451552	- B C D	Screw, 4 mm x 8 mm, white
108	75304451550	A B C D	Screw, 4 mm x 8 mm
109	75304450253	A B C D	Screw, 4 mm x 8 mm
110	75304467779	A B C D	Screw, 4 mm x 8 mm
111	75304467780	A B C D	Screw, 4 mm x 8 mm
112	75304451553	A B C D	Screw, 4 mm x 12 mm
113	75304467781	A B C D	Screw, 3 mm x 6 mm
114	75303319641	A B C D	Screw

CONTROL PANEL,DOOR,MISC.



CONTROL PANEL,DOOR,MISC.

Model Index: A EI30BM55H (EI30BM55HBA)
 B EI30BM55H (EI30BM55HSA)
 C EI30BM55H (EI30BM55HWA)
 D EI30BM55H (EI30BM55HZA)

POS. NO	PART NO.		DESCRIPTION
30 #	75304467782	A B C D	Control Board, printed circuit
31	75304467784	A - - -	Frame, control panel, black
31	75304467783	- B - -	Frame, control panel, stainless
31	75304467785	- - C D	Frame, control panel, white
32 #	75304467786	A B C D	Display, time, digital
33	75304467787	A B C D	Panel, control mount
34	75304467710	A B C D	Screw, 3 mm x 8 mm
35	75304456930	A B C D	Screw, 3 mm x 10 mm
56	75304463156	A B C D	Door Stop
63	75304467788	A B C D	Cover, control display
64	75304467789	A B C D	Panel, inner door
65	75304467791	A - - -	Frame Assembly, door, black
65	75304467790	- B - -	Frame Assembly, door, stainless
65	75304467792	- - C -	Frame Assembly, door, white
65	75304467793	- - - D	Frame Assembly, door, zebra
66	75304467794	A B C D	Clip, glass retainer, door
67	75304467796	A - - -	End Cap, handle, black, lower
67	75304467795	- B - -	End Cap, handle, stainless, lower
67	75304467797	- - C D	End Cap, handle, white, lower
68	75304467798	A B C D	Latch, door
69	75304440316	A B C D	Spring, door latch
70	75304467800	A - - -	End Cap, handle, black, upper
70	75304467799	- B - -	End Cap, handle, stainless, upper
70	75304467801	- - C D	End Cap, handle, white, upper
71	75304467802	A B C D	Frame, choke cover, inner door
72	75304467803	A B C D	Seal, door, film
73	75304467805	A - - -	Handle, door, black
73	75304467804	- B - -	Handle, door, stainless
73	75304467806	- - C D	Handle, door, white
74	75304467808	A - - -	Badge, nameplate, black
74	75304467807	- B - -	Badge, nameplate, stainless
74	75304467809	- - C D	Badge, nameplate, white
76	75304467765	A B C D	Hardware Kit, installation
76-1	75303318761	A B C D	Sleeve, power cord, grommet
76-2	75303318762	A B C D	Screw, toggle
76-3	75304453895	A B C D	Screw, 5mm x 85mm
76-4	75304451552	A B C D	Screw, 4 mm x 8 mm, white
76-5	75304453723	A B C D	Screw, 5mm x 35mm
76-6	75304453724	A B C D	Washer
79	75304467834	A B C D	Recipe Card
86	75304467832	A B C D	Template, installation, top
86	75304467833	A B C D	Template, installation, wall
88 #	75304467828	A B C D	Wire, ground
89 #	75304467829	A B C D	Wiring Harness, main
95	75304463180	A B C D	Rack, microwave oven, wire
97 #	75304467830	A B C D	Wiring Harness, control-A
100	75304451561	A B C D	Screw, 4 mm x 8 mm
101	75304467810	A B C D	Screw, 4 mm x 30 mm
102	75304467780	A B C D	Screw, 4 mm x 8 mm
104	75304452259	A B C D	Screw
115	75304467831	A B C D	Wire Tie

WIRING SCHEMATIC

SCHEMATIC

NOTE: CONDITION OF OVEN

- 1.DOOOR CLOSED
- 2.CLOCK APPEARS ON DISPLAY

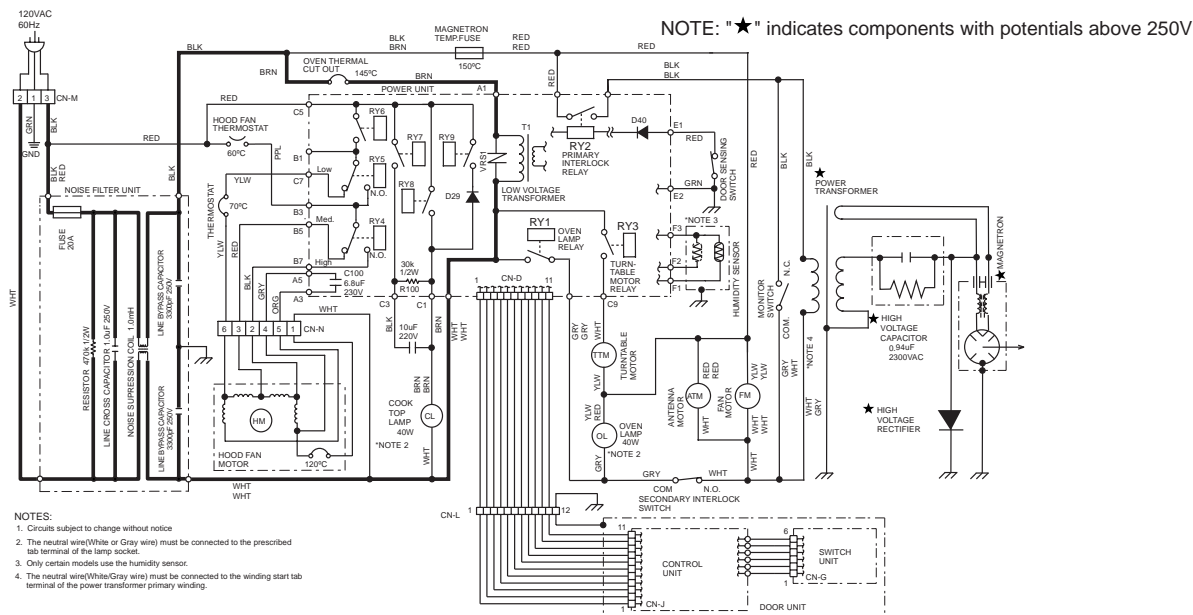


Figure 0-1.0 ven Schem atic-0 ffC ondition

SCHEMATIC

NOTE: CONDITION OF OVEN

- ```
1.DOOR CLOSED.
2.COOKING TME PROGRAMMED.
3.VARIABLE COOKING CONTROL "P-H-T".
4.START PAD TOUCHED.
```

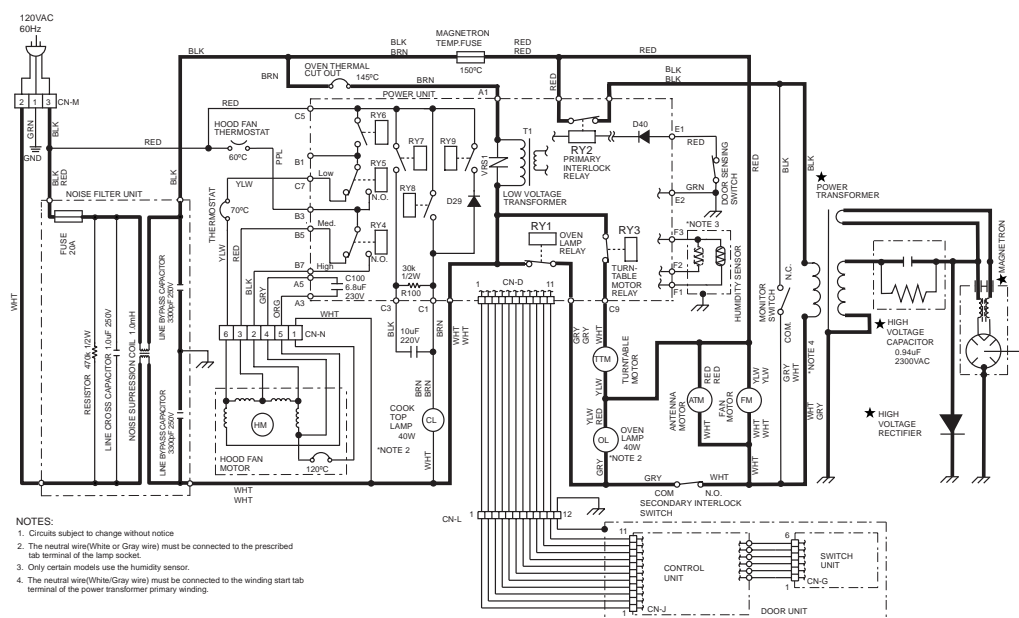


Figure 0-2.0 ven Schem atic-Cooking Condition