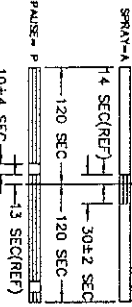
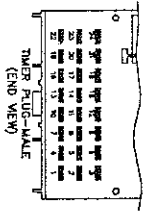
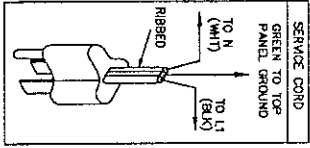
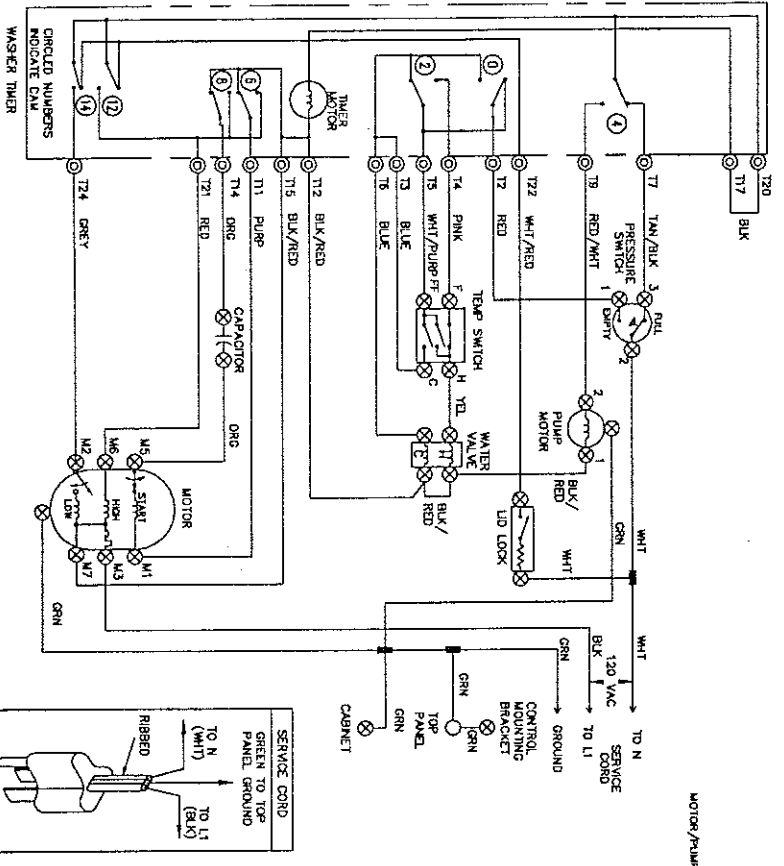
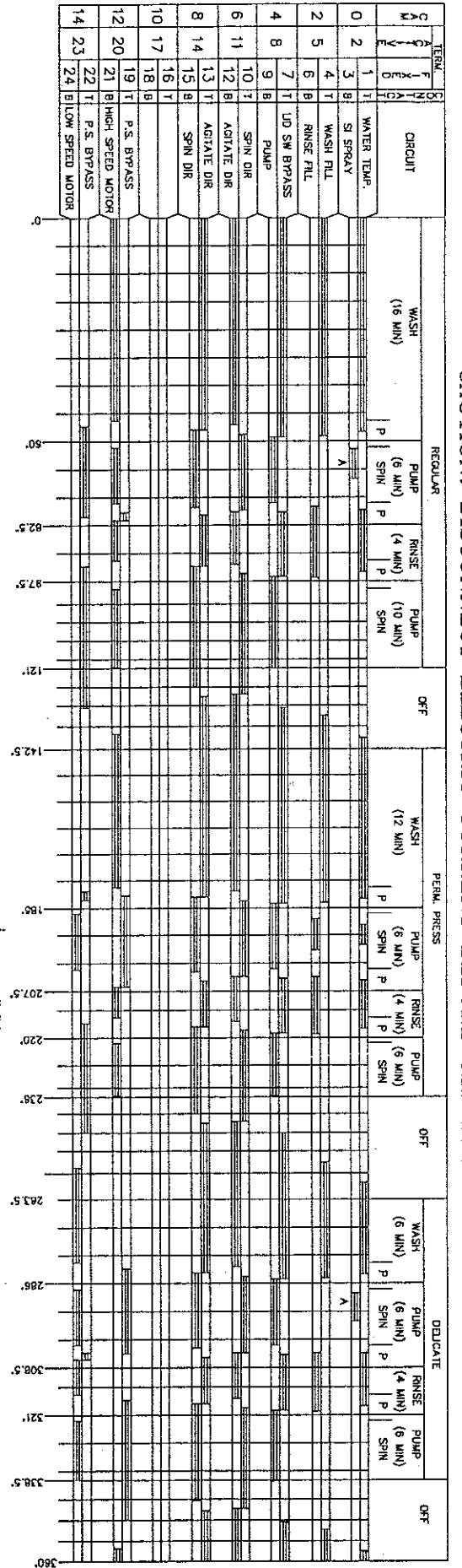


CAUTION: DISCONNECT ELECTRIC CURRENT BEFORE SERVICING

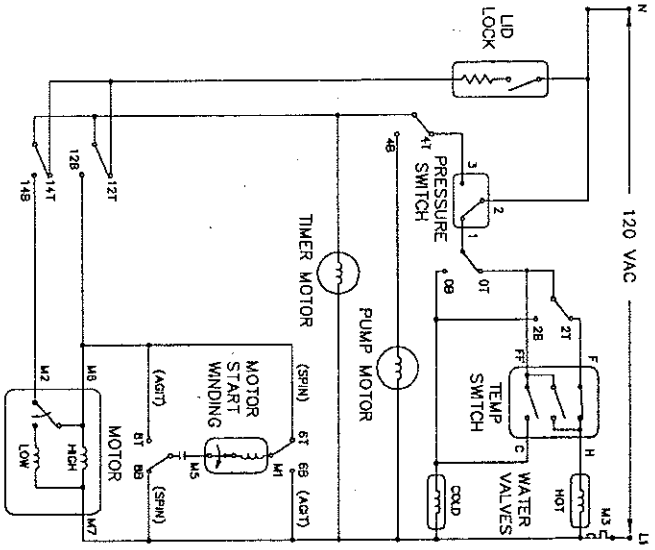


DETAIL FOR SPIN-A-SUBINTERVAL AND PAUSE FOR MOTOR AND PUMP CONTROL CIRCUITS

WIRING CODES	PLUG IN TIMER TERMINAL	QUICK DISCONNECT TERMINAL	SCREW TERMINAL	CONNECTION	NO CONNECTION	MOTOR SWITCH	SPRUE	MOTOR PROTECTOR	CHASSIS (CABINET) GROUND
⊙	⊙	⊙	⊙	+	-	+	+	+	+
⊗	⊗	⊗	⊗	-	+	-	-	-	-
○	○	○	○	+	-	+	+	+	+
⊙	⊙	⊙	⊙	-	+	-	-	-	-
⊗	⊗	⊗	⊗	-	+	-	-	-	-
○	○	○	○	+	-	+	+	+	+
⊙	⊙	⊙	⊙	-	+	-	-	-	-
⊗	⊗	⊗	⊗	-	+	-	-	-	-
○	○	○	○	+	-	+	+	+	+
⊙	⊙	⊙	⊙	-	+	-	-	-	-
⊗	⊗	⊗	⊗	-	+	-	-	-	-
○	○	○	○	+	-	+	+	+	+
⊙	⊙	⊙	⊙	-	+	-	-	-	-
⊗	⊗	⊗	⊗	-	+	-	-	-	-

TEMPERATURE SWITCH CIRCUIT
 WASH/RINSE F-H FF-H FF-C
 HOT/COLD X 0 0
 WARM/COLD X 0 X
 COLD/COLD 0 0 X
 WARM/WARM(OPT) 0 X X

NOTE: X-CLOSED
 0-OPEN
 (OPT)=OPTIONAL ON SOME MODELS



NOTE: NOTE INDICATES TIMER START WINDING
 T- TOP
 B- BOTTOM
 WIRING DIAGRAM
 P/N 131774000